BorderLight Festival Know Before You Go Guide

BorderLight Theatre Festival

Enter from Dodge Court
(back entrance)

I will walk through the double doors when I enter from Dodge Court.

When I walk through the first double doors, I will see another set of doors to walk through.

After walking through the double doors, I will walk through the hallway with blue and green wallpaper on the left side.



We will keep walking down the hallway until we see a pair of double doors.

After I walk past the double doors, I will see a seating area to my left. I will walk straight past the seating area and go to the second set of double glass doors with red coat assistance.

After I walk past the second set of double doors, I will walk through a long hallway. On the left side, I will see posters and to the right, I will see a studio.

I will continue walking down the hallway until I reach a large open room.

Once I enter the large open room, I will walk towards the yellow/green wall to Miller Classroom.

When I walk towards the yellow/green wall, I will see glass double doors leading to Miller Classroom.

When I walk through the double doors, I will be inside Miller Classroom.

On the right side of the classroom, I will see double doors leading me to a hallway.

When I walk through the doors, I will see a hallway.

If I need a quiet space, I will go to the white double doors on the left side of the hallway.

When I walk through the doors, I am now inside the Brown Room, which is known as the Quiet Space.

When I leave the Quiet Space, I will see a hallway with pair of glass double doors at the end.



When I walk to the end of the hallway, I will go out the doors.

When I walk through the doors, I will end up in the large room called PB & J Room where I started.



If I have to use the bathroom, I will go to the hallway off of the PB & J Room.